

Snoozer Pet Products

Roll Around

Snoozer®

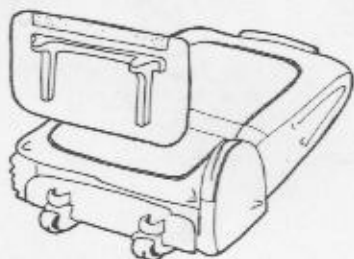
World's Finest Pet Products Since 1985

Assembly Instructions

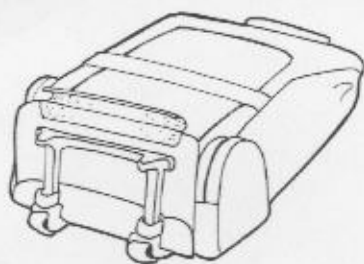
Your Roll Around is shipped to you in 3 parts:

1. fabric carrier
2. base plate
3. front support bar

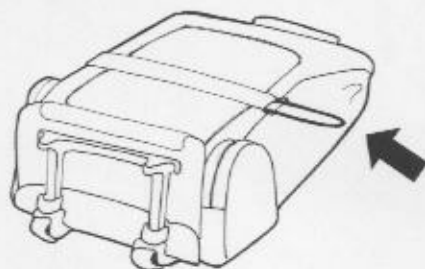
(Find base plate and front support bar inside backpack)



1. Lay the fabric carrier on its back. Install base plate/wheel unit into bottom of carrier. With fabric side facing out, insert base plate's male tubes into female receptors.



2. Press firmly into position. Attach loop material on bottom of backpack to hook material on edge of base plate.



3. Thread support bar through support pocket on front of carrier and secure with hook & loop material.

CAUTION: This product should not be used with seats equipped with air bags. Injury to your pet could result

Instructions for Use

Your Roll Around can function as a wheeled carrier, backpack, pet bed, and car seat:

Wheeled Carrier

Unzip bottom or top mesh panel to place your pet inside. If needed, a safety hook is located inside the carrier. Clip safety hook to your pet's harness or collar. Push on the center release button to fully extend the telescoping handle.

Tuck backpack straps into rear storage pocket when wheeling your pet in the wheeled carrier.

Backpack

Push the center release button to lower the telescopic handle. Remove the backpack straps from the rear storage pocket. Adjust the padded straps so backpack is comfortable to wear.

Car Seat

Be sure the telescopic handle is retracted and the backpack straps are stored in the rear pocket. Secure car seat in the back seat of the car by threading the shoulder/seat belt through the straps on the rear of the Roll Around.

Airline Travel

Important:

For small and medium models only. Always check with your airline before traveling with your pet.

Your Roll Around meets most airline carry-on regulations and stows beneath the seat in front of you. To stow the Roll Around, slide the wheel base portion under the seat in front of you.

Pet Bed

Your Roll Around can also be used as a bed. Simply unzip the top and bottom mesh panels and secure them to the center support. Lay the unit on its back.